

Thermostat KO/KS/KB

Thermostat with snap-action disk: regulator, automatic controller, limiter



Applications

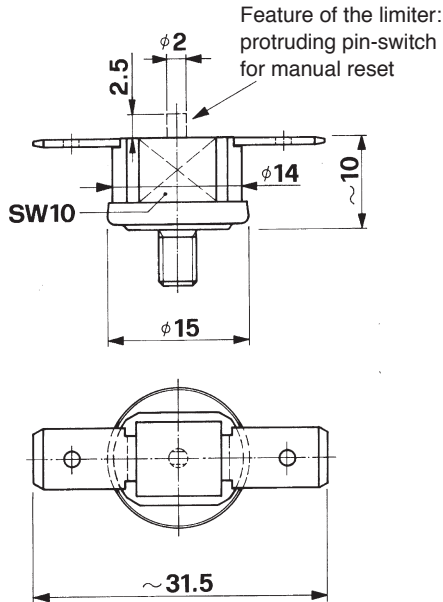
The very compact snap-action disk thermostats are designed for current loads of up to 16A and have a wide range of applications. These thermostats can be used in regulator applications to maintain a constant temperature (normally closed or normally open); they can be used as thermal switches in monitoring applications (normally closed or normally open); or they can be used as limiters (normally closed) with mechanical resetting.

The thermostats are used everywhere where overheating protection is required in a minimum of space.

- Domestic appliances
- Coffee machines
- Electrical equipment
- Motors
- Heaters



General dimensions*



Technical specifications

Switching performance	KS	$\left\{ \begin{array}{l} 16 (6) \text{ A } 400 \text{ V ac} \\ 6'000 \text{ switching cycles} \end{array} \right.$
	KO	
	KB	$\left\{ \begin{array}{l} 16 (4) \text{ A } 250 \text{ V ac} \\ 10'000 \text{ switching cycles} \end{array} \right.$
Maximum speed of Temperature change		10° K/Min
Differential gap		10° – 20°C (smaller values on request)
Maximum switching temp.	KO/KS	200°C
	KB	180°C
Electrical insulation		> 2800 V
Design		As per EN 60730 • micro-contact-breaker • type 1C
Contact material		Silver alloy (KO/KS in gold on request)
Approval		VDE, UL etc.

* Detailed dimensions and a key to the order numbers are given on the following pages



KIENZLER AG

UNT. BAHNHOFSTR. 27
CH-8340 HINWIL
SWITZERLAND
Tel. 0041 (0)44 937 10 30
Fax 0041 (0)44 937 24 04

E-Mail: kienzlerinfo@kienzler.ch web: www.kienzler.ch

Thermostat KO/KS/KB

Thermostat with snap-action disk: regulator, automatic controller, limiter

Connection variants

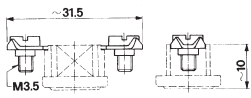


Fig. 1 Screw lugs for conductors up to 2.5 mm²

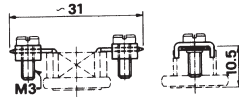


Fig. 2 Clamping straps for conductors up to 2.5 mm²

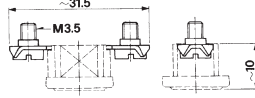


Fig. 3 Screw lugs upwards for conductors up to 1.5 mm²

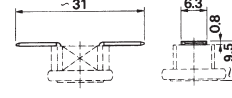


Fig. 4 Flat plugs 6.3 x 0.8 bent sideways

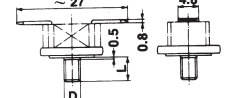


Fig. 5 Flat plugs 4.8 x 0.8 bent sideways

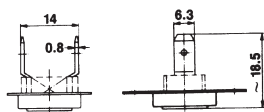


Fig. 6 Flat plugs 6.3 x 0.8 turned up vertically

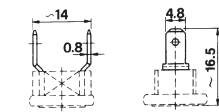


Fig. 7 Flat plugs 4.8 x 0.8 turned up vertically

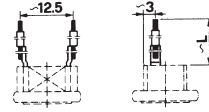


Fig. 8 Insulated strand 0.5 mm², Lengths L=150, 300, 600 mm

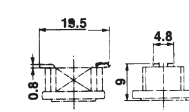


Fig. 9 Connections sideways without cable

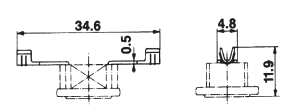


Fig. 10 «Crimp-lugs» inside 0.5 mm

*) Size of the manual reset: cf. general dimensions on previous page

Mounting variants

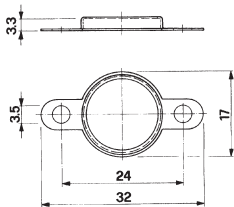


Fig. 11 Flange with bilateral mounting, cranked

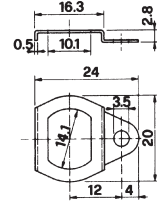


Fig. 12 Flange with unilateral mounting, cranked

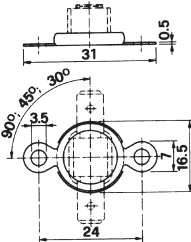


Fig. 13 Cover with arresting flange

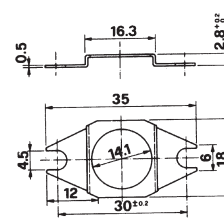


Fig. 14 Special longitudinal flange for M-4 screws

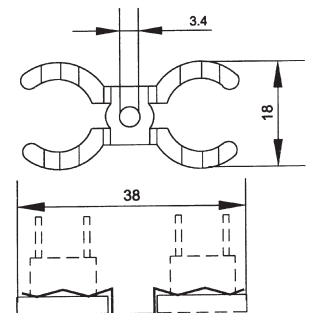


Fig. 15 Special longitudinal flange for 2 thermostats

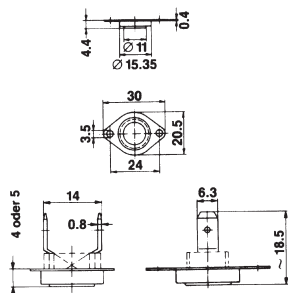


Fig. 16 Flange with bilateral mounting, recessed

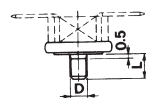


Fig. 17 Screw mounting

D	L
M4	6
M4	10
M4	16
M5	6

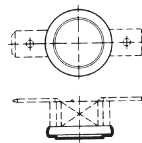


Fig. 18 Encapsulated bimetallic disk

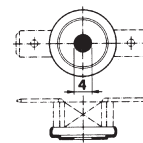


Fig. 19 Uncovered bimetallic disk

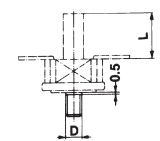


Fig. 20 Lengthening reset cap for limiter



KIENZLER AG

UNT. BAHNHOFSTR. 27
CH-8340 HINWIL
SWITZERLAND
Tel. 0041 (0)44 937 10 30
Fax 0041 (0)44 937 24 04

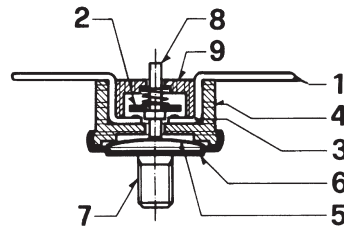
E-Mail: kienzlerinfo@kienzler.ch web: www.kienzler.ch

Thermostat KO/KS/KB

Thermostat with snap-action disk: regulator, automatic controller, limiter

Mode of action

The thermostats respond to a fixed temperature that is determined by a snap-action bimetallic disk. The action of the bimetallic disk is mechanically transmitted to a bridge contact via a transfer pin, so that the electrical circuit is either open or closed, depending on the state of the bimetallic disk.



Key

- 1 = Connection
- 2 = Contact plate
- 3 = Double contact-breaker
- 4 = Housing
- 5 = Bimetallic disk
- 6 = Heat-conducting plate
- 7 = Fixing screw (various)
- 8 = Pin-switch (various)
- 9 = Cover

Note

It is the responsibility of the customer to verify the suitability of the intended use. We can provide no guarantees in this regard. However, we will be happy to advise you.

ISO 9001
BUREAU VERITAS
Certification



KIENZLER AG

UNT. BAHNHOFSTR. 27
CH-8340 HINWIL
SWITZERLAND

Tel. 0041 (0)44 937 10 30
Fax 0041 (0)44 937 24 04

E-Mail: kienzlerinfo@kienzler.ch web: www.kienzler.ch